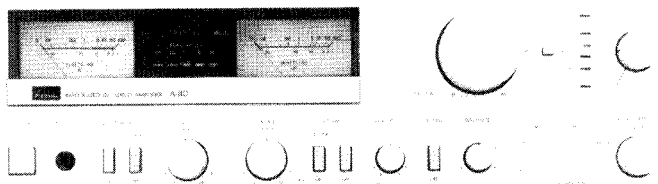


SERVICE MANUAL

INTEGRATED STEREO AMPLIFIER

SANSUI A-60 (Silver & Black Model) A-80 (Silver & Black Model)



Sansui

SANSUI ELECTRIC CO., LTD.

SPECIFICATIONS

•A-60

Power output

Min. RMS, both channels driven, from 20 to 20,000 Hz,
with no more than 0.05 % total harmonic distortion
45 watts per channel into 8 ohms

Load impedance 8 ohms

Total harmonic distortion

less than 0.05 % at or below rated
min. RMS power output

Frequency response (at 1 watt)

5 to 70,000 Hz +0.5 dB, -2 dB

RIAA curve deviation (PHONO, 30 Hz to 15 kHz)

+0.8 dB, -0.8 dB

Input sensitivity and impedance (1 kHz, for rated power output)

PHONO 2.5 mV/47 kilohms

(Max. input capability; 160 mV at 1 kHz, less than
0.1 % total harmonic distortion)

AUX, TUNER, TAPE PLAY

150 mV/47 kilohms

Output level and impedance (1,000 Hz)

TAPE REC 150 mV/47 kilohms

Hum and noise (short circuit, A-network)

PHONO 75 dB

AUX, TUNER, TAPE PLAY

95 dB

Power requirements

Power voltage 110 ~ 120, 220 ~ 240 V
(50/60 Hz)

For U.S.A. & Canada

120 V (60 Hz)

Power consumption 180 watts Rated

250 watts Maximum

UL, CSA Model 165 watts 180 VA Rated

Dimensions 430 mm (16-15/16") W

147 mm (5-13/16") H

251 mm (9-15/16") D

Weight 6.3 kg (13.9 lbs.) net

7.2 kg (15.9 lbs.) packed

•A-80

Power output

Min. RMS, both channels driven, from 20 to 20,000 Hz,
with no more than 0.05 % total harmonic distortion
65 watts per channel into 8 ohms

Load impedance 8 ohms

Total harmonic distortion

less than 0.05 % at or below rated
min. RMS power output

Frequency response (at 1 watt)

5 to 70,000 Hz +0.5 dB, -2 dB

RIAA curve deviation (PHONO, 30 Hz to 15 kHz)

+0.6 dB, -0.6 dB

Input sensitivity and impedance (1 kHz, for rated power output)

PHONO-MM 2.5 mV/47 kilohms

(Max. input capability; 180 mV at 1 kHz, less than
0.1 % total harmonic distortion)

PHONO-MC 0.1 mV/10 ohms

AUX, TUNER, TAPE PLAY

150 mV/47 kilohms

Output level and impedance (1,000 Hz)

TAPE REC 150 mV/47 kilohms

Hum and noise (short-circuit, A-network)

PHONO-MM 80 dB

PHONO-MC 60 dB

AUX, TUNER, TAPE PLAY

95 dB

Power requirements

Power voltage 110 ~ 120, 220 ~ 240 V
(50/60 Hz)

For U.S.A. & Canada

120 V (60 Hz)

Power consumption 255 watts Rated

350 watts Maximum

UL, CSA Model 230 watts 275 VA Rated

Dimensions 430 mm (16-15/16") W

147 mm (5-13/16") H

251 mm (9-15/16") D

Weight 7.1 kg (15.7 lbs.) net

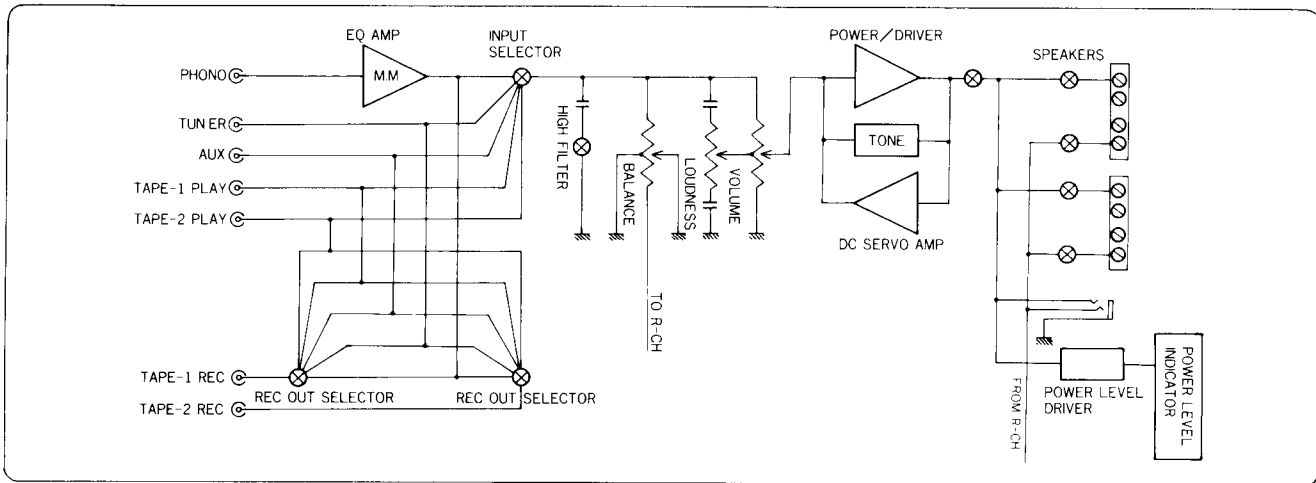
8.0 kg (17.6 lbs.) packed

*Design and specifications subject to changes without notice
for improvements.

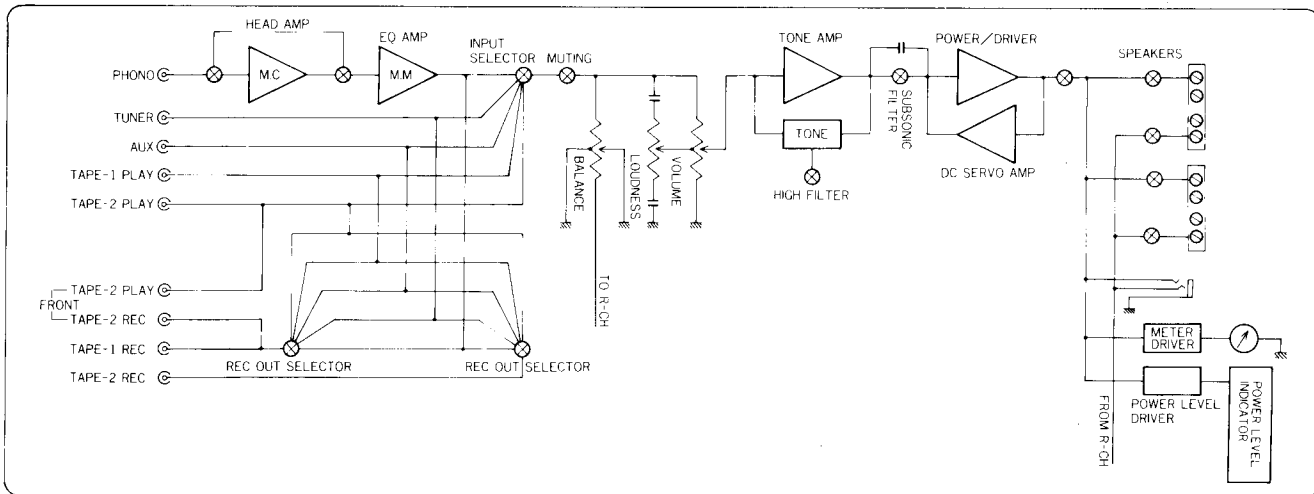
*In order to simplify the explanation illustrations may some-
times differ from the originals.

1. BLOCK DIAGRAM

1-1. A-60



1-2. A-80



2. ADJUSTMENTS

Notes: 1. Room Temperature 18°C ~ 28°C (65°F ~ 83°F)

2. For this adjustment, run the unit for more than 5 minutes after the power is switched ON with its level volumes minimum.

3. Before adjusting or confirming the bias current, avoid such a measurement that the power transistors are heated.

2-1. A-60 Bias Current Adjustment (See Top View on page 6)

STEP	SUBJECT	MEASURE OUTPUT	ADJUST	ADJUST FOR	REMARK
1.	Bias Current (L-CH) Adj.	Voltage across R71	VR01 on F-3159	DC 1.5 mV	Before turning ON power switch, turn VR01, VR02 fully counterclockwise.
2.	Bias Current (R-CH) Adj.	Voltage across R72	VR02 on F-3159	DC 1.5 mV	In this adjustment, the bias current is converted into the voltage.

2-2. A-80 Bias Current Adjustment (See Top View on page 7)

STEP	SUBJECT	MEASURE OUTPUT	ADJUST	ADJUST FOR	REMARK
1.	Bias Current (L-CH) Adj.	Voltage across R87	VR01 on F-3144	DC 1.5 mV	Before turning ON power switch, turn VR01, VR02 fully counterclockwise.
2.	Bias Current (R-CH) Adj.	Voltage across R88	VR02 on F-3144	DC 1.5 mV	In this adjustment, the bias current is converted into the voltage.

A

B

C

D

E

5-2. A-80

